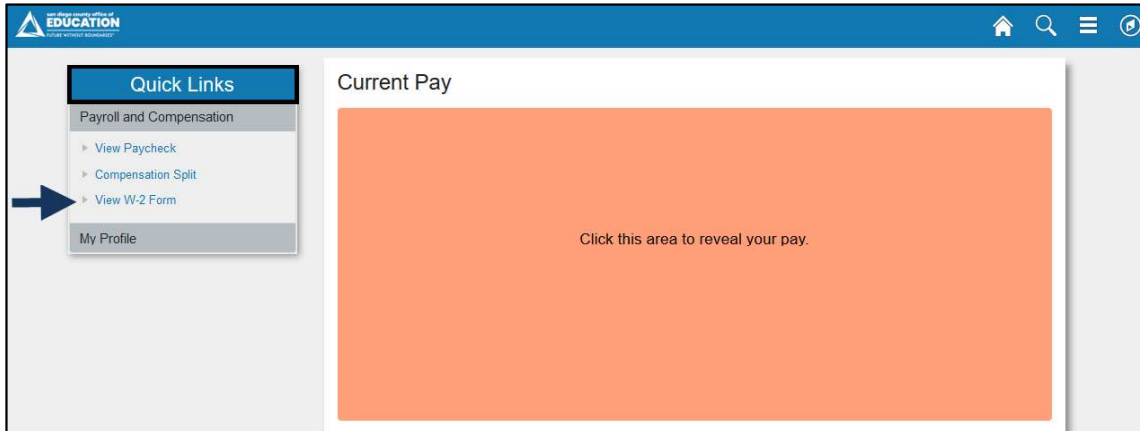


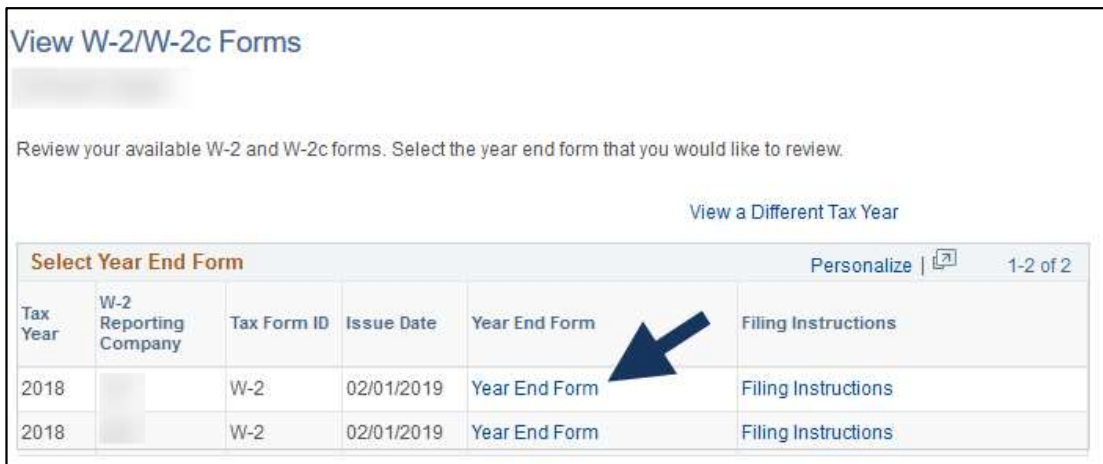
View W-2 Form

This link takes you to the View W-2/W2c Forms


1. On the **Quick Links** page, click **View W-2 Form**



2. Screen displays View W-2/W2c Forms



3. Click on **Year End Form** hyperlink to view W-2



The screenshot shows a 'Form W-2 Wage and Tax Statement 2018'. The form is divided into several sections. Section 'c' contains the Employer's name, address, and ZIP code: 'HIGH SCH DIST'. Section 'e' contains the Employee's name, address, and ZIP code. The form is divided into boxes for various tax and compensation items: 7 Social security tips, 8 Allocated tips, 9 Verification code, 10 Dependent care benefits, 11 Nonqualified plans, 12a See instructions for box 12, 12b, 12c, 12d, 13 Statutory employee, Retirement plan, Third party sick pay, 14 Other, 15 State Employer's state ID number, 16 State wages, tips, etc., 17 State income tax, 18 Local wages, tips, etc., 19 Local income tax, 20 Locality name. The form is labeled 'Copy B-To Be Filed With Employee's FEDERAL Tax Return' and includes the text 'This information is being furnished to the Internal Revenue Service. OMB No. 1545-0008' and 'Dept. of the Treasury - IRS Visit the IRS website at www.irs.gov/efile.'